  
**Specialty Folder-Gluers**  
**Twinbox Laminator-Gluers**  
**Counter-Ejectors**  
**Boxing**  
  
**Exclusive Representation by**  
**Thompson Corrugated Systems, Inc.**

4 2007-02-03


**Minimum Box Sizes**

		Common Machine Models	
		80 Inch	120 Inch
Straightline	Sheet	10 1/4 x 6	10 x 14
	Panel	1 1/4	2 1/2
Lockbottom	Sheet	10 1/4 x 6	10 x 14
	Panel	1 1/4	2 1/2
4-Corner Tray	Sheet	8 x 10	9 x 12 1/2
	Depth	1 1/2	1 1/2

5 2007-02-03

**Straightline**  
Lockbottom  
4-corner tray

**Unique Features**  
Side spanker  
Lead edge squaring  
Backfold fingers  
Timed joint crush




**Easily run straightlines that are not simple flexo orders.**

6 2007-02-03

**Straightline**  
**Lockbottom**  
4-corner tray

**Unique Features**  
Side spanker  
Lead edge squaring  
Backfold fingers  
Timed joint crush



**Lockbottoms have a quick setup, accurate fold and high-speed production with a minimal crew size.**


7 2007-02-03

**Revicart**  
SPECIALTY FOLDER GUIDES

Straightline  
Lockbottom  
**4-corner tray**

**Unique Features**

Side spanker  
Lead edge squaring  
Backfold fingers  
Timed joint crush



**Fast 4-corner tray setup**  
**Network-ready Windows touch screen**  
**Optimized trail edge fingers for very high-speed runs**


8 2007-02-03

**Revicart**  
SPECIALTY FOLDER GUIDES

Straightline  
Lockbottom  
4-corner tray

**Unique Features**

**Side spanker**  
Lead edge squaring  
Backfold fingers  
Timed joint crush



**Registered side spanker eliminates "fishtailing."**


9 2007-02-03

**Revicart**  
SPECIALTY FOLDER GUIDES

Straightline  
Lockbottom  
4-corner tray

**Unique Features**

Side spanker  
**Lead edge squaring**  
Backfold fingers  
Timed joint crush



**Each piece is pulled into perfect alignment.**  
**This guarantees quality and consistent high-speed runs.**


10 2007-02-03

**Revicart**  
SPECIALTY FOLDER GUIDES

Straightline  
Lockbottom  
4-corner tray

**Unique Features**

Side spanker  
Lead edge squaring  
**Backfold fingers**  
Timed joint crush



**Fast 4-corner tray setup**  
**Network-ready Windows touch screen**  
**Optimized trail edge fingers for very high-speed runs**


11 2007-02-03

**Revicart**  
SPECIALTY FOLDER GUIDES

Straightline  
Lockbottom  
4-corner tray

**Unique Features**

Side spanker  
Lead edge squaring  
Backfold fingers  
**Timed joint crush**



**In-line scores might salvage an order.**  
**Timed crush of tab and panel for a perfect glue bond.**  
**Folded items lay flat for high-speed delivery and handling.**

12 2007-02-03

**Revicart**  
SPECIALTY FOLDER GUIDES

### Minimum Box Sizes

		Common Machine Models	
		80 Inch	120 Inch
<b>Straightline</b>	Sheet	10 1/4 x 6	10 x 14
	Panel	1 1/4	2 1/2
<b>Lockbottom</b>	Sheet	10 1/4 x 6	10 x 14
	Panel	1 1/4	2 1/2
<b>4-Corner Tray</b>	Sheet	8 x 10	9 x 12 1/2
	Depth	1 1/2	1 1/2



**Specialty Folder-Gluers  
Twin-Box Laminator-Gluers  
Counter-Ejectors  
Boxing**

**Exclusive Representation by  
Thompson Corrugated Systems, Inc.**

**Thompson Corrugated Systems, Inc.  
CorrugatedMachines.com**

**618-993-6121  
600 Saluki Drive, Marion IL 62959  
tcs-inc@mindspring.com**

**704-892-7837  
8430A Streamview Drive  
Huntersville, NC 28078  
tcs-inc2@mindspring.com**